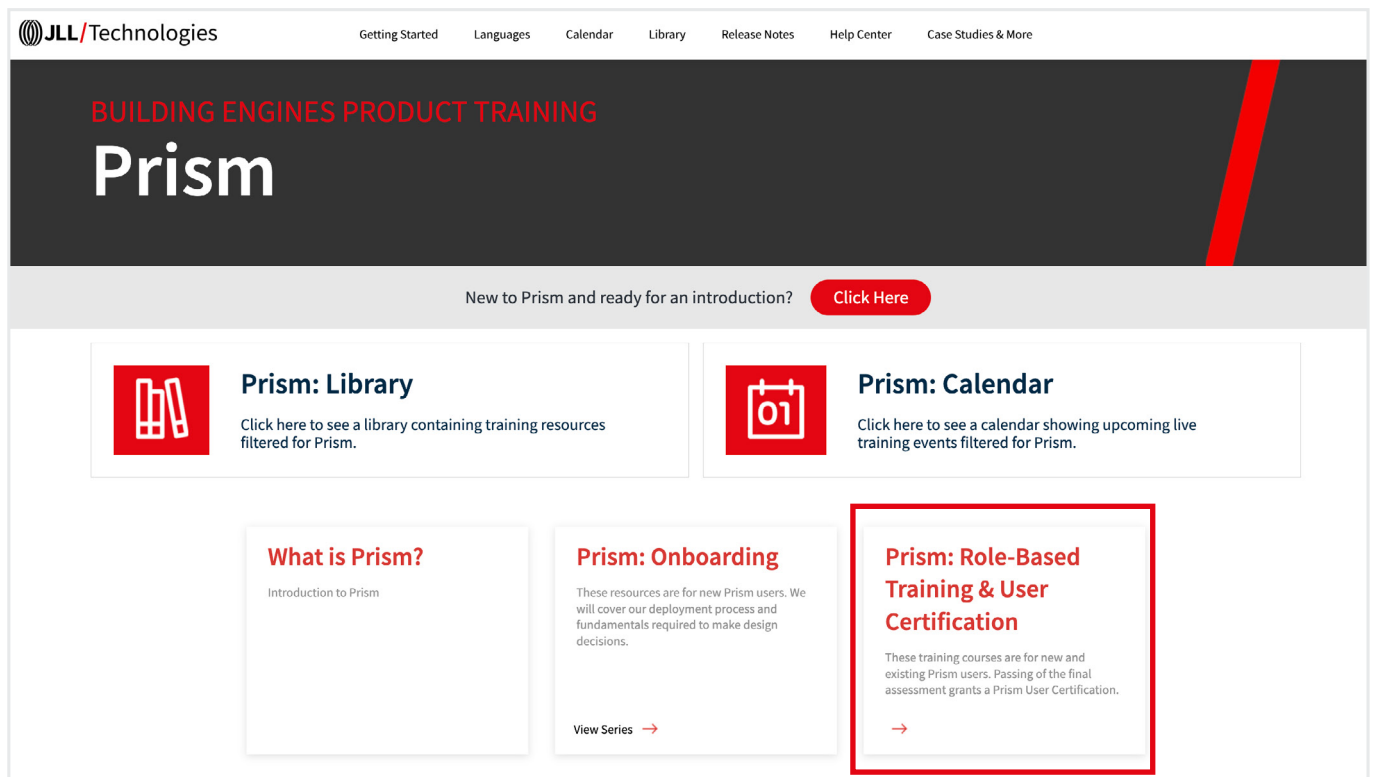


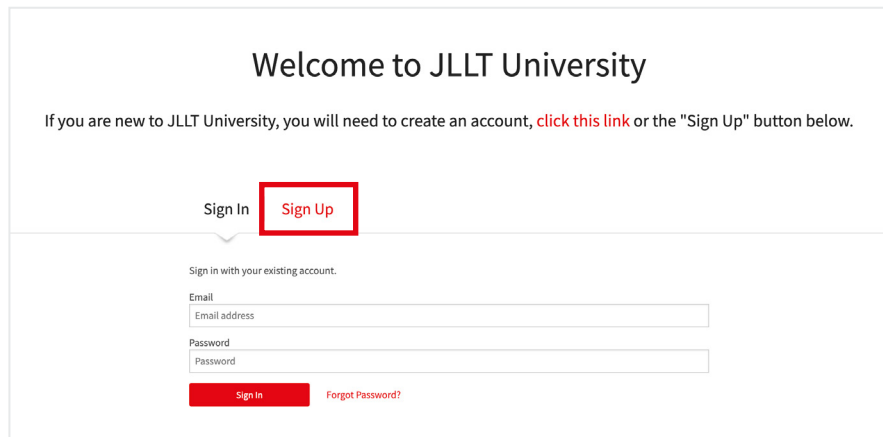
# JLLT University user setup guide

JLLT University is a training and resource hub  
for all JLLT products, now including Prism.

1. Select “**Prism: Role-Based Training & User Certification**”.



2. **Initial Registration is required for new JLLTU Users.** Select “register” and complete the sign-up process. **Registration takes under two minutes.** Once registered, users can access all JLLTU Prism courses.



## Basics/Getting Started

PRISM Role-Based Training


**Register | FREE**

Already registered? **Sign In**

[Share](#)

[Tweet](#)

3. We suggest starting with the **Basics / Getting Started** course, which provides users with a helpful overview of the Prism platform.



## Basics / Getting Started

Resume

Curriculum

About this course

### Course Overview 16 min


- ✓ Welcome to Basics / Getting Started 1 min
- ✓ Importance 1 min
- User Notifications and Schedule 4 min
- ✓ Manage Grids and Saved Layouts 6 min
- Import Data 3 min
- Export Data 1 min
- ✓ Knowledge Check
- ✓ Survey
- Goodbye

4. The **Library** contains resources that can be accessed outside of a course. Library resources include a dictionary of terms and release notes.

# JLLT UNIVERSITY


# Library

COMPLETE

 PRISM

**Dictionary**  
Prism Dictionary  
[View Resource →](#)

NEW

 PRISM

**Release Notes**  
Prism Release Notes  
[View Resource →](#)